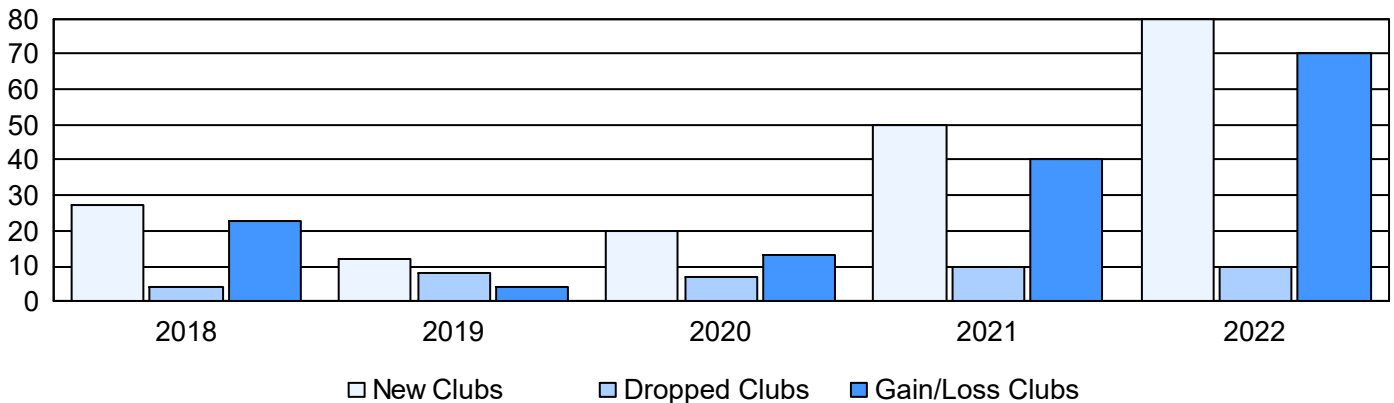
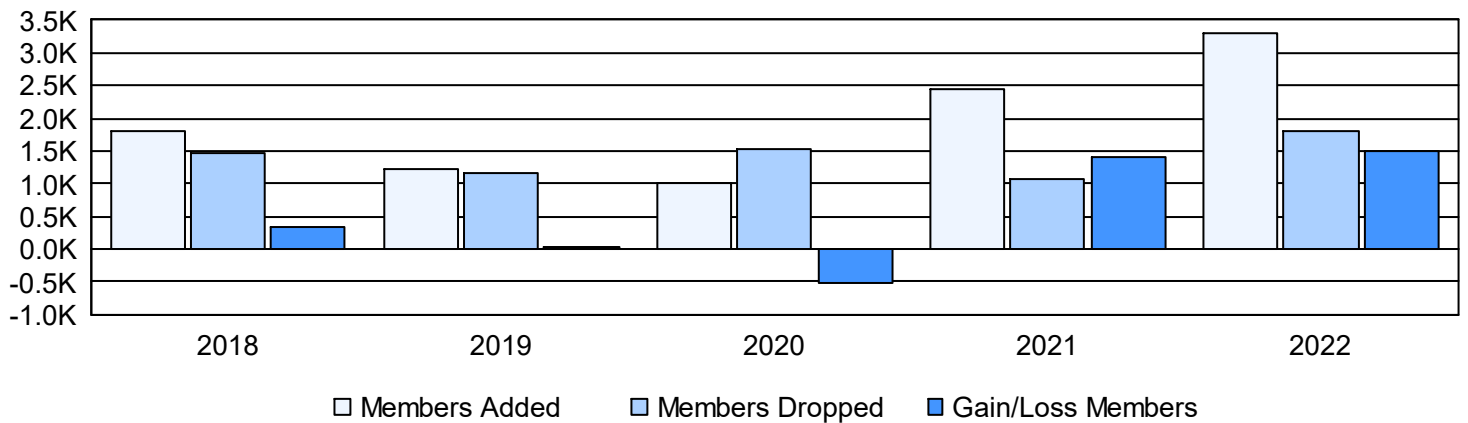


Year	New Clubs	Dropped Clubs	Gain/ Loss Clubs	New Members	Charter Members	Reinstate Members	Transfer Members	Total Member Added	Total Members Dropped	Gain/ Loss Members
2017-2018	27	4	23	1,039	691	62	23	1,815	1,477	338
2018-2019	12	8	4	697	421	83	10	1,211	1,166	45
2019-2020	20	7	13	442	517	40	1	1,000	1,528	-528
2020-2021	50	10	40	1,126	1,235	92	2	2,455	1,062	1,393
2021-2022	80	10	70	1,245	1,960	82	19	3,306	1,808	1,498
Average	38	8	30	910	965	72	11	1,957	1,408	549

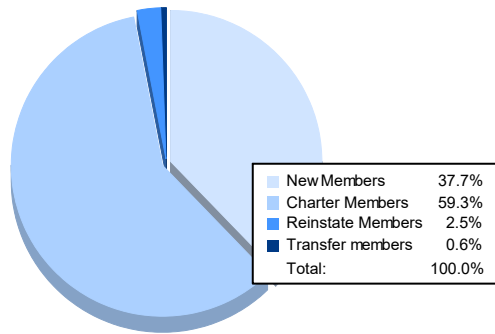
Clubs



Members



Membership Composition June 2022 Cumulative



Gender Composition June 2022 Cumulative

